

# M/Y SAMA

AZIMUT-2017-35,17M



## A LUXURY MOTOR YACHT

The 114.83ft motor yacht 'Sama' was built by Azimut in Italy, she was delivered to her owner in 2017.

The yacht's interior has been designed by Achille Salvagni. She has a powerful classic beauty and has an elegant interior, tastefully decorated.

Featuring accommodation for 10 guests in 5 cabins, 12 guests cruising, she is a great example of quality and style, well equipped with all the amenities and with air conditioning throughout.

Motor yacht Sama is capable of a top speed of 25.5 knots, and comfortably cruises at 18 knots.



EXTERIOR SPACES



FOREDECK



SUN DECK

SAMA - AZIMUT - 2017



# UPPER DECK BAR

---





UPPER DECK  
LOUNGE

---





MAIN DECK AFT

# LIVING AREA

## INTERIOR SPACES





MAIN SALON




DINING ROOM

SAMA - AZIMUT - 2017

## **GUEST ACCOMMODATION**

Sama's interior configuration has been designed to comfortably accommodate up to 10 guests overnight in 5 cabins, comprising a master suite, 2 double cabins and 2 twin cabins.

She is also capable of carrying up to 6 crew onboard in 4 cabins to ensure a relaxed luxury yacht experience.



# MASTER BED ROOM



# MASTER BATHROOM





## MASTER TERRACE

DOUBLE  
BEDROOM



# TWIN CABIN

---



## OVERVIEW

|   |                  |
|---|------------------|
| BUILDER                                     | AZIMUT           |
| INTERIOR DESIGNER                           | ACHILLE SALVAGNI |
| YEAR  | 2017             |
| CONSTRUCTION                                | SEMI PLANNING    |
| <u>CMC</u> ELECTRICAL STABILIZER ZERO SPEED |                  |

## DIMENSION

|               |                |
|---------------|----------------|
| LENGTH        | 35,17M / 115FT |
| BEAM          | 7,30M / 24FT   |
| DRAFT         | 91M / 6 FT     |
| GROSS TONNAGE | 269 GT         |

## ACCOMMODATION

|               |                              |
|---------------|------------------------------|
| GUESTS        | 12                           |
| CABINS        | 5                            |
| CREW          | 6                            |
| CONFIGURATION | 1 MASTER / 2 DOUBLE / 2 TWIN |

## MAIN FEATURES

|                     |                             |
|---------------------|-----------------------------|
| ENGINES             | 2 X MTU16V2000<br>(1790 KW) |
| BOTH MAIN ENGINE    | <b>736 HOURS</b>            |
| CRUISING SPEED      | 18 KNOTS                    |
| TOP SPEED           | 25,5 KNOTS                  |
| FUEL TANK CAPACITY  | 18,000 litres               |
| WATER TANK CAPACITY | 3,000 litres                |

## GENERATORS

|                           |                   |
|---------------------------|-------------------|
| STARBOARD SIDE            | <b>1082 HOURS</b> |
| PORT SIDE                 | <b>1207 HOURS</b> |
| MANUFACTURER              | KOHLER            |
| MODELS                    | 55EFOZDJ          |
| RATED OUTPUTS             | 53 KW             |
| RATED VOLTAGE & FREQUENCY | 400V AC / 50 Hz   |



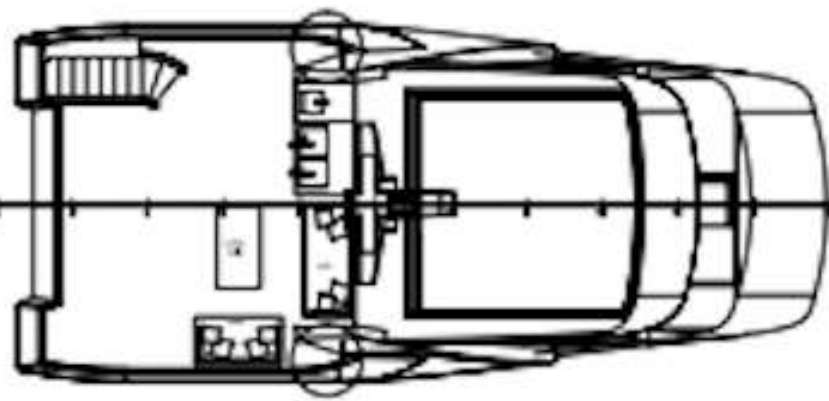
BEACH CLUB

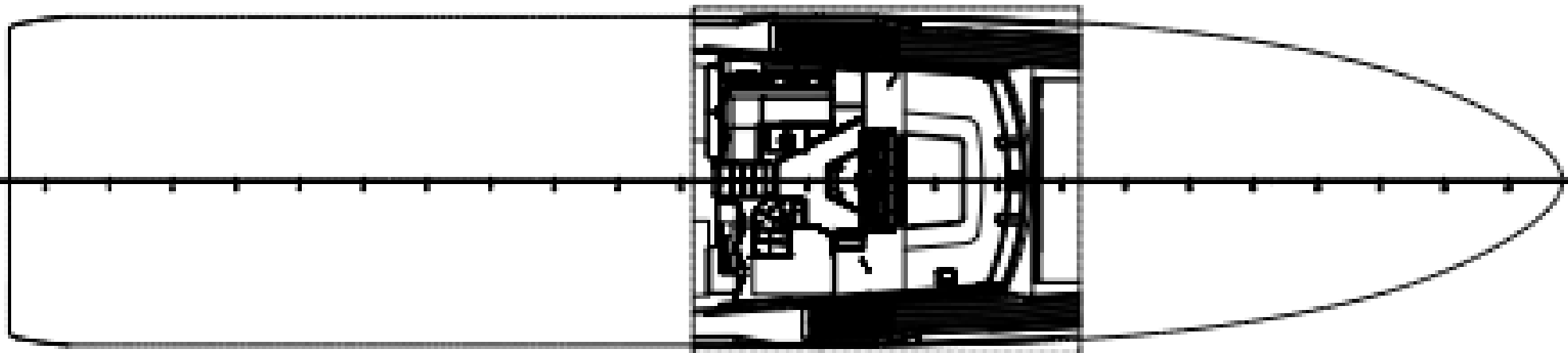
# TENDER WILLIAMS SPORT JET 460

---



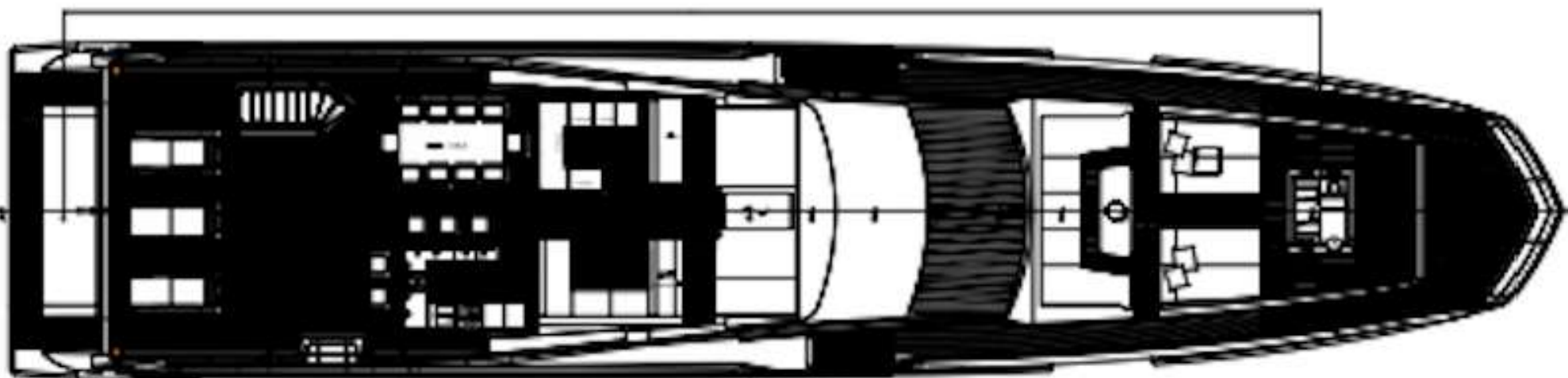




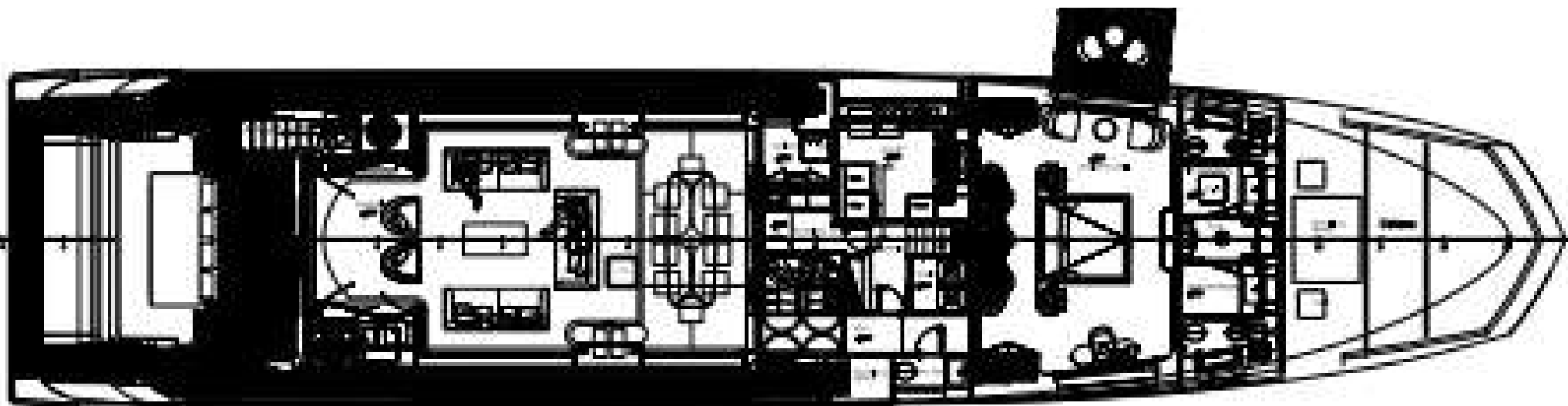


Raised pilot house


Sun deck— optional



Fly bridge



Main deck



Lower deck



# M/Y SAMA

AZIMUT-2017-35,17M