



FERRETTI CUSTOM LINE NAVETTA 31 *IMPERIAL DREAM OF LONDON* - THE GENTLEMAN'S CLASSIC

Profound elegance and poise, featuring a unique Viscount Linley interior of vast sumptuous spaces normally associated with much larger yachts. Combined with multiple outdoor entertaining areas, she makes for a unique and astounding vessel.

Professionally maintained from new with full maintenance schedules and history, she is being sold directly from the owner's representative and is currently lying in Malta. Available for viewing from February 2022. Offered at €2,650,000 with VAT paid.



- Hull No.8 built in 2004.
- A family-owned vessel, never chartered and has retained a full-time Engineer and Captain since 2004.
- Two owners since build.
- Annual surveyor in attendance and strict up to date maintenance schedules.
- Constant upgrading of galley equipment, bridge electronics and Nav computer on Max Sea chart system.
- Currently in dry dock for annual maintenance, ready to cruise 2022 season.
- Attractive berthing option available in Malta.
- Worldwide delivery.



TECHNICAL CHARACTERISTICS, MAIN COMPONENTS AND HOURS

Main Dimensions

(LOA) Length overall (ISO 8666)	30.95m
(LWL) Length at waterline, fully loaded	26.93m
Width overall	7m
Draft to prop, fully loaded	2.37m
Displacement with vessel fully loaded	117t
Displacement with vessel unloaded	93.7t
(Max.) Construction height from keel to radar arch	10.19m



Technical Characteristics

Hull shape:	Variable geometry with 15" deodorise and spray rails
Fuel tanks capacity	15650 litres
Fresh water tanks capacity	3500 litres + watermakers
Black water tanks capacity	Unlimited sewage plant
Grey water tanks capacity	400 litres
Max. speed (with average load)	16 knots
Cruising speed (with average load)	12 knots
Cruising range	100 litres per hour (average consumption)

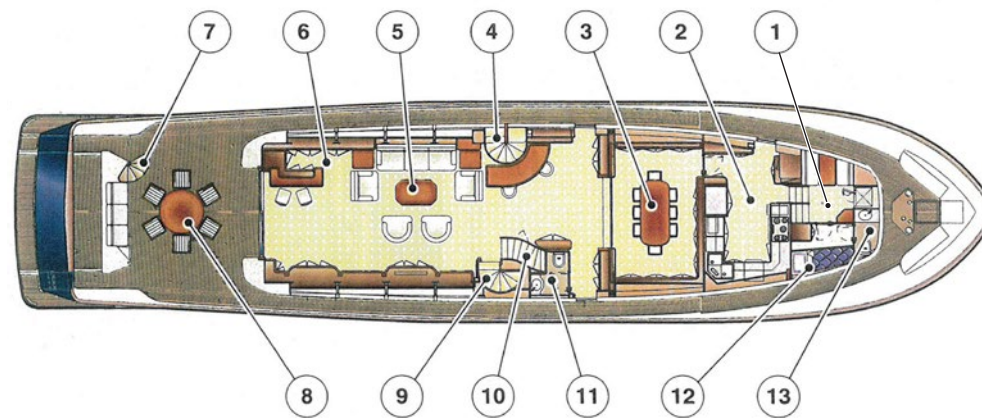
Main Components

Engines	2 x Man D2842-LE404 12V 956 KW / 1300 HP @ 2300 r.p.m.
Gear box	2 x ZF BW 190V (with tralling valve)
Stabiliser	zero speed - Trac Digital Stabiliser
Shafts	95mm L5164 mm
Propeller	6P 1117x1108 F95
Additional generator	Kohler 17 EFOZ 50Hz
Main generator	2 x Kohler 33 EFOZ 50Hz
Fresh water pumps	ECO JET 2B 24 V / ECO JET 2B 115 V
Anti incendiary pump	ACM 401 BT 24 V
Bilge pump	ACM 401 BT 24 V
Hot water circulation pump	2 x GROUNDFOS UP 20 - 30 N150 230 V
Black water discharge pump	2 x ECO MV44 24 V
Grey water discharge pump	ECO MV44 24 V
Boiler	2 x PERLA 100 litres
Air conditioning	160000 BTU/h
Battery charger	2 x Mastervolt 24V/100
Inverter	MASTERVOLTS DAKAR SHINE 24 V / 5000 W
Engine batteries	2 x Mastervolt Sine 24V / 235 A
Service batteries	Mastervolt Sine 24V / 1400 A
Electronics battery	24 V 170 A
Anchor	2 x 105 kg
Anchor winch	2 x LOFRANS 24 V / 3500 W
Mooring winch	2 x LOFRANS 24 V / 2000 W
Engine room air extractors	2 x ELL/R 315/2 24 V
Fuel filters (engines) 2 double	RACOR 75/1000 MAX
Fuel transfer pumps	2 x CP 32 A
Water maker	2 x IDROMAR MC3J
Bow thruster and stabilising fins	AMERICAN BOW THRUSTER
Accommodation	
Guest	8/10
Crew	4/6
Hours	
Engines	5,410 hrs
Generator (Port)	8,452 hrs
Generator (Starboard)	8,452 hrs
Generator (Small)	641 hrs





Linley Dining Suite



Aft deck seating and entertaining

Main Deck

- | | |
|-----------------------------|---------------------------------|
| 1. Crew area | 8. Aft seating and entertaining |
| 2. Galley | 9. Access to the upper deck |
| 3. Linley Dining Suite | 10. Access to the upper deck |
| 4. Access to the upper deck | 11. Guest bathroom |
| 5. Saloon | 12. Stewardess Cabin |
| 6. Bar Area | 13. Stewardess bathroom |
| 7. Access to machinery | |



Main Saloon looking aft

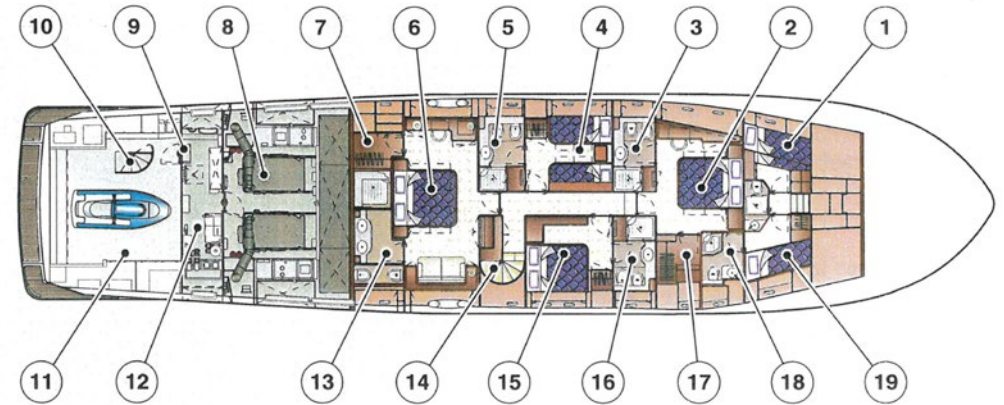
ACCOMMODATION DECK



Port guest cabin



Starboard guest cabin



Accommodation Deck

- | | |
|------------------------------|-----------------------------------|
| 1. Crew cabins with bathroom | 11. Garage |
| 2. VIP cabin | 12. Auxiliary controls room |
| 3. VIP bathroom | 13. Owner's bathroom |
| 4. Port side guest cabin | 14. Access to the main deck |
| 5. Port side guest bathroom | 15. Starboard side guest cabin |
| 6. Owner's cabin | 16. Starboard side guest bathroom |
| 7. Owner's cabin wardrobe | 17. VIP cabin wardrobe |
| 8. Engine room | 18. Captain's bathroom |
| 9. Emergency rudder wheel | 19. Captain's cabin |
| 10. Access to the main deck | |

ACCOMMODATION DECK



Owners cabin



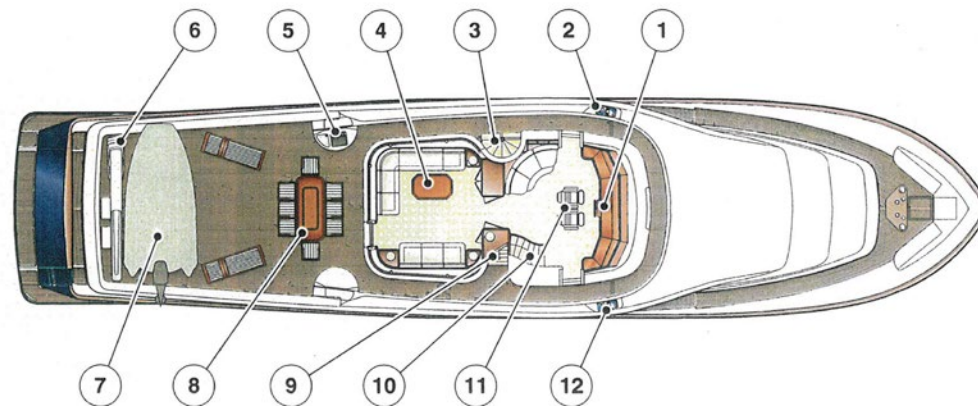
VIP guest cabin



Companionway



Bridge



Upper Deck

- | | |
|----------------------------------|-----------------------------------|
| 1. Bridge | 8. Sheltered shaded seating |
| 2. Port docking controls | 9. Access to the observation deck |
| 3. Outer access to the main deck | 10. Inner access to the main deck |
| 4. Sky lounge panoramic | 11. Pilot seats |
| 5. Upper deck services | 12. Starboard docking controls |
| 6. Electro-hydraulic davit | |
| 7. Tender | |



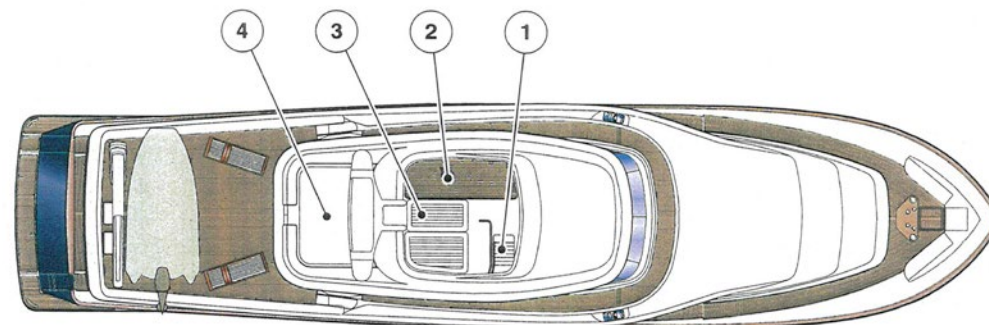
Sky Lounge looking forward



Starboard view showing bow seating and observation seating

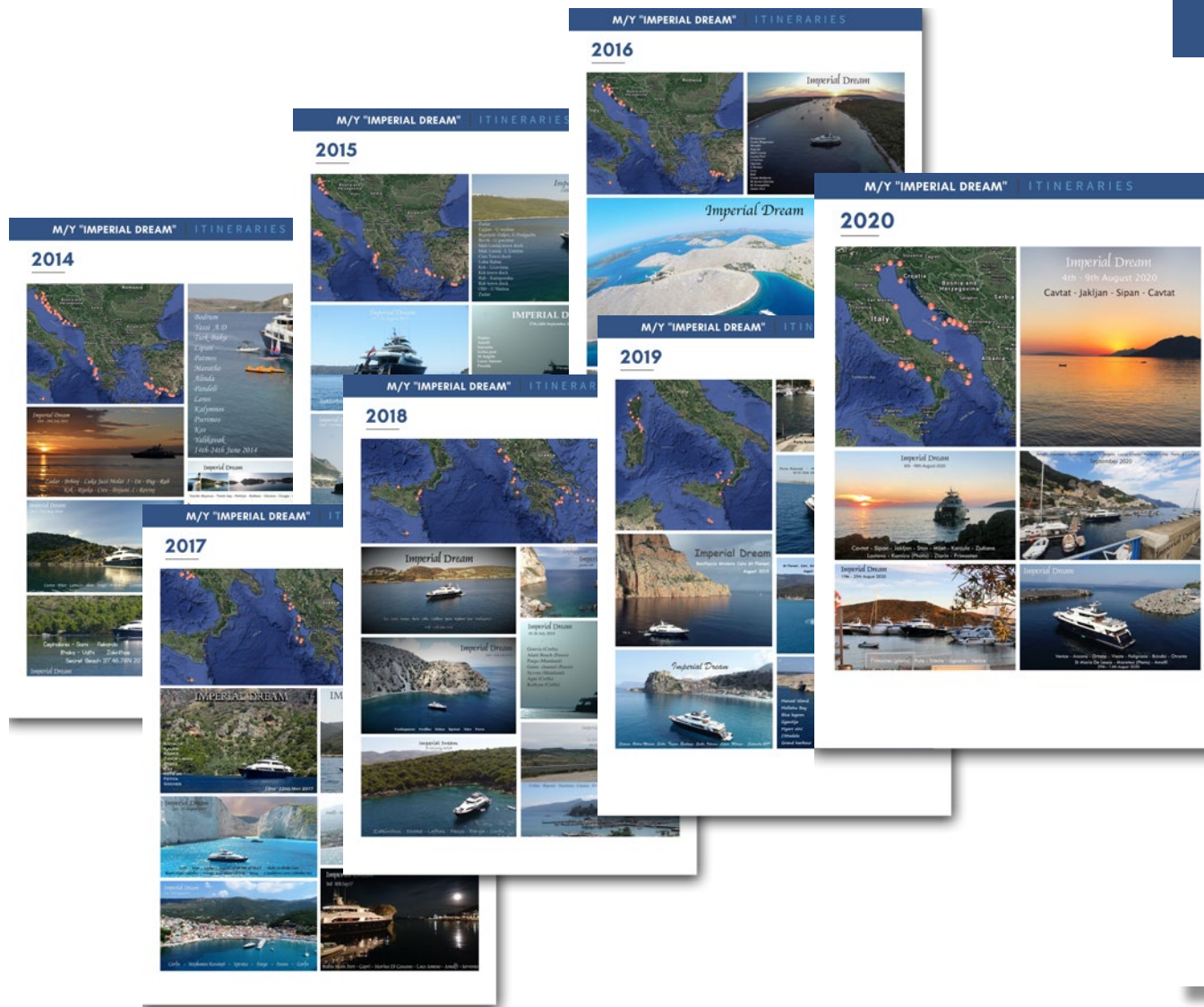


Seating area



Observation Deck

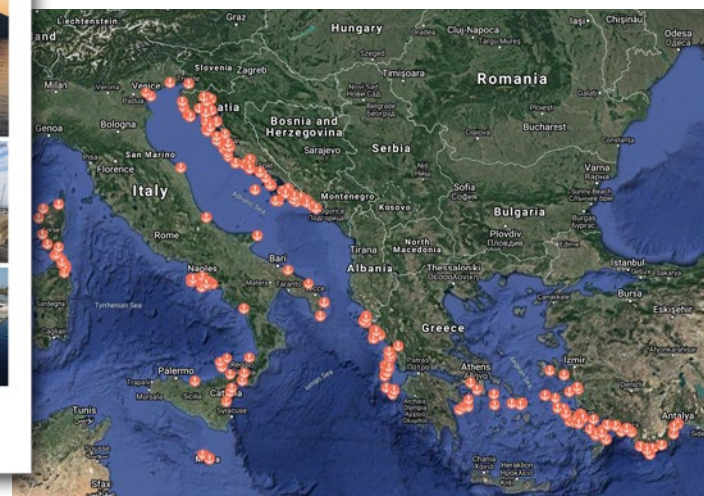
1. Access to the upper deck
2. Cushioned seating
3. Sun deck
4. Comms mast



M/Y "IMPERIAL DREAM"

31M - FERRETTI CRN NAVETTA

Imperial Dream destinations
Jan 2014 - present





CUSTOM LINE